

**ESTIMATE FOR CONSTRUCTION OF GOUR MALDA COLLEGE, (B.ED) MOUZA-JOTI GOPAL KAGMARI, PLOT NO- 1768, J.L NO-101, K.H.NO-4864, UNDER KALIACHAK-II BLOCK, IN THE DIST OF MALDA.**

[Based on the (PWT) (WB) Schedule of Rates for Building Works and Sanitation & Plumbing Works, effective from 01.04.07] Including 1% Cess

SL NO	Description of item, Referring Item with Page No of relevant SOR, Quality Estimate & Rate of the Item.	Amount
-------	--	--------

- 1 Earth work in excavation of foundation trenches etc. in all sorts of soil (including mixed soil but excluding Laterite or sandstone) including removing, spreading or stacking the spoils within a radius of 75 m as directed. The item includes necessary trimming the sides of trenches, levelling, dressing and ramming the bottom properly including bailing /pumping out water from the bed, as required & directed by the Engineer-in-charge, complete.  
With depth of excavation not exceeding 1.50 m

[Ref: Building Works, Item 1.a, Page 68]

Column M/W	82 X 6.00 ft X 6.00 ft X 5.50 ft	= 16236.00 cft
Column V/W	35 X 4.00 ft X 4.00 ft X 5.50 ft	= 3080.00 cft
Main Wall	1 X 688.83 ft X 2.50 ft X 2.50 ft	= 4305.19 cft
Pertition Wall	1 X 191.70 ft X 2.50 ft X 2.50 ft	= 1198.13 cft
Ver Wall	1 X 318.41 ft X 2.50 ft X 2.50 ft	= 1990.06 cft
		= 26809.38 cft
		Total = 758.71 m <sup>3</sup>
	( 41.87 + 1.01 % )	@ Rs. 42.29 / m <sup>3</sup> = Rs 32087.84

- 2 Single Brick Flat Soling of picked jhama bricks including ramming and dressing bed to proper level and filling joints with powered earth or local sand, as per direction of Engineer-in-charge.

[Ref: Building Works, Item 1, Page 84]

Column M/W	82 X 6.00 ft X 6.00 ft	= 2952.00 Sft
Column V/W	35 X 4.00 ft X 4.00 ft	= 560.00 Sft
Main Wall	1 X 688.83 ft X 2.50 ft	= 1722.08 Sft
Pertition Wall	1 X 191.70 ft X 2.50 ft	= 479.25 Sft
Ver Wall	1 X 318.41 ft X 2.50 ft	= 796.03 Sft
	1 X 20.00 ft X 34.00 ft	= 680.00 Sft
	1 X 20.00 ft X 85.00 ft	= 1700.00 Sft
	1 X 20.00 ft X 12.00 ft	= 240.00 Sft
	1 X 20.00 ft X 15.00 ft	= 300.00 Sft
	1 X 16.00 ft X 20.00 ft	= 320.00 Sft
	1 X 16.00 ft X 20.00 ft	= 320.00 Sft
	1 X 21.00 ft X 20.00 ft	= 420.00 Sft
	1 X 24.00 ft X 20.00 ft	= 480.00 Sft
	1 X 13.41 ft X 20.00 ft	= 268.40 Sft
	1 X 21.00 ft X 20.00 ft	= 420.00 Sft
	1 X 13.00 ft X 20.00 ft	= 260.00 Sft
	1 X 8.00 ft X 20.00 ft	= 160.00 Sft
	1 X 16.42 ft X 8.00 ft	= 131.36 Sft
	1 X 4.67 ft X 8.00 ft	= 37.36 Sft
	1 X 4.6 ft X 12.58 ft	= 58.75 Sft
	1 X 4.6 ft X 7.00 ft	= 32.69 Sft
	1 X 8.3 ft X 5.00 ft	= 41.65 Sft
	1 X 136.9 ft X 5.00 ft	= 684.60 Sft
	1 X 164.0 ft X 5.00 ft	= 820.42 Sft
		= 13884.59 Sft
		Total = 1289.88 m <sup>2</sup>
	( 82.00 + 1.01 % )	@ Rs. 82.83 / m <sup>2</sup> = Rs 106638.31

- 3 Cement Concrete with graded stone ballast (4 mm size) excluding shuttering etc. as per direction of Engineer-in-charge, complete. In 6:3:1 proportion.

[Ref: Building Works, Item 14.1.A.a, Page 94]

Column M/W	82 X 6.00 ft X 6.00 ft X 0.25 ft	= 738.00 cft
Column V/W	35 X 4.00 ft X 4.00 ft X 0.25 ft	= 140.00 cft
Main Wall	1 X 688.83 ft X 2.50 ft X 0.50 ft	= 861.04 cft
Pertition Wall	1 X 191.70 ft X 2.50 ft X 0.50 ft	= 239.63 cft
Ver Wall	1 X 318.41 ft X 2.50 ft X 0.50 ft	= 398.01 cft

1 X	20.00 ft X	34.00 ft X	0.25 ft =	170.00 cft
1 X	20.00 ft X	85.00 ft X	0.25 ft =	425.00 cft
1 X	20.00 ft X	12.00 ft X	0.25 ft =	60.00 cft
1 X	20.00 ft X	15.00 ft X	0.25 ft =	75.00 cft
1 X	16.00 ft X	20.00 ft X	0.25 ft =	80.00 cft
1 X	16.00 ft X	20.00 ft X	0.25 ft =	80.00 cft
1 X	21.00 ft X	20.00 ft X	0.25 ft =	105.00 cft
1 X	24.00 ft X	20.00 ft X	0.25 ft =	120.00 cft
1 X	13.42 ft X	20.00 ft X	0.25 ft =	67.10 cft
1 X	21.00 ft X	20.00 ft X	0.25 ft =	105.00 cft
1 X	13.00 ft X	20.00 ft X	0.25 ft =	65.00 cft
1 X	8.00 ft X	20.00 ft X	0.25 ft =	40.00 cft
1 X	16.42 ft X	8.00 ft X	0.25 ft =	32.84 cft
1 X	4.67 ft X	8.00 ft X	0.25 ft =	9.34 cft
1 X	4.67 ft X	12.58 ft X	0.25 ft =	14.69 cft
1 X	4.67 ft X	7.00 ft X	0.25 ft =	8.17 cft
1 X	8.33 ft X	5.00 ft X	0.25 ft =	10.41 cft
1 X	136.92 ft X	5.00 ft X	0.25 ft =	171.15 cft
4 X	164.08 ft X	5.00 ft X	0.25 ft =	820.42 cft
				<u>4835.79 cft</u>
			Total =	136.85 m <sup>3</sup>
	( 2883.60 + 1.01 % )		@ Rs.	2912.72 / m <sup>3</sup> = Rs 398614.83

4. Filling in foundation or plinth by silver sand in layers not exceeding 150 mm as directed and consolidating the same by thorough saturation with water ramming complete, including the cost of supply of sand (Payment to be made on measurements of finished quantity).

[Ref : Building Works, Item 3, Page 70]

ROOM

1 X	20.00 ft X	34.00 ft X	1.00 ft =	680.00 cft
1 X	20.00 ft X	85.00 ft X	1.00 ft =	1700.00 cft
1 X	20.00 ft X	12.00 ft X	1.00 ft =	240.00 cft
1 X	20.00 ft X	15.00 ft X	1.00 ft =	300.00 cft
1 X	16.00 ft X	20.00 ft X	1.00 ft =	320.00 cft
1 X	16.00 ft X	20.00 ft X	1.00 ft =	320.00 cft
1 X	21.00 ft X	20.00 ft X	1.00 ft =	420.00 cft
1 X	24.00 ft X	20.00 ft X	1.00 ft =	480.00 cft
1 X	13.42 ft X	20.00 ft X	1.00 ft =	268.40 cft
1 X	21.00 ft X	20.00 ft X	1.00 ft =	420.00 cft
1 X	13.00 ft X	20.00 ft X	1.00 ft =	260.00 cft
1 X	8.00 ft X	20.00 ft X	1.00 ft =	160.00 cft
1 X	16.42 ft X	8.00 ft X	1.00 ft =	131.36 cft
1 X	4.67 ft X	8.00 ft X	1.00 ft =	37.36 cft
1 X	4.67 ft X	12.58 ft X	1.00 ft =	58.75 cft
1 X	4.67 ft X	7.00 ft X	1.00 ft =	32.69 cft
1 X	8.33 ft X	5.00 ft X	1.00 ft =	41.65 cft
1 X	136.92 ft X	5.00 ft X	1.00 ft =	684.60 cft
1 X	164.08 ft X	5.00 ft X	1.00 ft =	820.42 cft
				<u>7375.22 cft</u>
			Total =	208.72 m <sup>3</sup>
	( 204.66 + 1.01 % )		@ Rs.	206.73 / m <sup>3</sup> = Rs 43147.83

5. Earth work in filling in foundation trenches or plinth with good earth in layer not exceeding 150 mm. including watering and ramming etc. layer by layer complete. Earth obtained from Excavation of foundation.

[Ref : Building Works, Item 2.a, Page 68]

In Foundation, Qty vide Item 1	=	758.71 m <sup>3</sup> X 20%	=	151.74 m <sup>3</sup>
	(	26.00 + 1.01 % )	@ Rs.	26.26 / m <sup>3</sup> = Rs 3985.12

6. Ordinary Cement Concrete ( Mix 3:1.5:1) M-20 with graded stone Chips (20 mm size) excluding shuttering & reinforcement, if any, in Ground floor as per IS 456-2000. Using Stone material of Pakur Variety.

[Ref : Building Works, Item 7.a, Page 86]

GROUND FLOOR

Footing M/W

82 x	6.00 ft x	6.00 ft x	0.50 ft =	1476.00 cft
82 x	1.17/6 x	{6.0 <sup>2</sup> +0.83 <sup>2</sup> +4(6+0.83) <sup>2</sup> /2} x	=	780.00 cft



Column M/W	82 X	4.17 ft X	16.00 ft	=	5471.04 Sft
Column V/W	35 X	3.33 ft X	16.00 ft	=	1864.80 Sft
Tie Beam	2 X	688.83 ft X	1.00 ft	=	1377.66 Sft
"	2 X	191.70 ft X	1.00 ft	=	383.40 Sft
"	2 X	318.41 ft X	1.00 ft	=	636.82 Sft
Lintel M/W	2 X	688.83 ft X	0.50 ft	=	688.83 Sft
Lintel P/W	2 X	191.70 ft X	0.67 ft	=	256.88 Sft
Lintel V/W	2 X	318.41 ft X	2.00 ft	=	1273.64 Sft
Beam	2 X 11 X	19.17 ft X	1.33 ft	=	560.91 Sft
Chaja	36 X	5.00 ft X	1.50 ft	=	270.00 Sft
side	36 X	8.00 ft X	0.25 ft	=	72.00 Sft
Roof Slab	1 X	156.08 ft X	26.67 ft	=	4162.65 Sft
"	1 X	136.92 ft X	26.67 ft	=	3551.66 Sft
Landing	1 X	8.00 ft X	4.00 ft	=	32.00 Sft
Waist slab	1 X	8.00 ft X	8.33 ft	=	66.64 Sft
Step	20 X	4.00 ft X	0.83 ft	=	66.40 Sft
Side	2 X	8.33 ft X	0.83 ft	=	13.83 Sft
				=	<u>26772.77 Sft</u>
				Total	2487.19 m <sup>2</sup>
				@ Rs.	152.22 / m <sup>2</sup> = Rs 378605.26
		( 150.70 + 1.01 % )			

<b>FIRST FLOOR</b>					
Column M/W	82 X	4.17 ft X	16.00 ft	=	5471.04 Sft
Column V/W	35 X	3.33 ft X	16.00 ft	=	1864.80 Sft
Roof Beam	2 X	13.42 ft X	1.00 ft	=	26.84 Sft
"	2 X	21.00 ft X	1.00 ft	=	42.00 Sft
"	2 X	13.00 ft X	1.00 ft	=	26.00 Sft
Lintel M/W	2 X	164.08 ft X	0.50 ft	=	164.08 Sft
Lintel P/W	2 X	13.42 ft X	0.67 ft	=	17.98 Sft
Lintel V/W	2 X	8.00 ft X	2.00 ft	=	32.00 Sft
Beam	2 X 11 X	19.17 ft X	1.33 ft	=	560.91 Sft
Chaja	36 X	4.00 ft X	1.50 ft	=	216.00 Sft
side	36 X	8.00 ft X	0.25 ft	=	72.00 Sft
Roof Slab	1 X	0.00 ft X	0.00 ft	=	0.00 Sft
"	1 X	0.00 ft X	0.00 ft	=	0.00 Sft
Landing	1 X	8.00 ft X	4.00 ft	=	32.00 Sft
Waist slab	1 X	8.00 ft X	8.33 ft	=	66.64 Sft
Step	20 X	4.00 ft X	0.83 ft	=	66.40 Sft
Side	2 X	8.33 ft X	0.83 ft	=	13.83 Sft
				=	<u>38084.71 Sft</u>
				Total	3538.07 m <sup>2</sup>
				@ Rs.	145.35 / m <sup>2</sup> = Rs 514270.41
		( 143.90 + 1.01 % )			

9 Brick work with 1<sup>st</sup> class bricks in cement mortar (6:1)

(a) In foundation & plinth.

[Ref : Building Works, Item 26.a, Page 106]

(a) In foundation & plinth

Main Wall	1 X	688.83 ft X	2.083 ft X	0.500 ft =	717.42 cft
	1 X	688.83 ft X	1.670 ft X	0.500 ft =	575.17 cft
	1 X	688.83 ft X	1.250 ft X	0.500 ft =	430.52 cft
	1 X	688.83 ft X	0.830 ft X	2.000 ft =	1143.46 cft
Partition Wall					
	1 X	191.70 ft X	2.083 ft X	0.500 ft =	199.66 cft
	1 X	191.70 ft X	1.670 ft X	0.500 ft =	160.07 cft
	1 X	191.70 ft X	1.250 ft X	0.500 ft =	119.81 cft
	1 X	191.70 ft X	0.830 ft X	1.500 ft =	238.67 cft
Ver Wall					
	1 X	318.41 ft X	2.083 ft X	0.500 ft =	331.62 cft
	1 X	318.41 ft X	1.670 ft X	0.500 ft =	265.87 cft
	1 X	318.41 ft X	1.250 ft X	0.500 ft =	199.01 cft
	1 X	318.41 ft X	0.830 ft X	1.500 ft =	396.42 cft
				=	<u>4777.69 cft</u>

Total = 135.21 m<sup>3</sup>  
 @ Rs. 2358.55 / m<sup>3</sup> = Rs 318896.79

( 2335.20 + 1.01 % )

(b) In Superstructure

**GROUND FLOOR**

	1 X	688.83 ft X	0.830 ft X	10.00 ft =	5717.29 cft	
<b>Deductions</b>						
W	51 X	4.00 ft X	0.83 ft X	5.00 ft =	- 846.60 cft	
D	16 X	3.50 ft X	0.83 ft X	7.00 ft =	- 325.36 cft	
D1	3 X	2.50 ft X	0.83 ft X	7.00 ft =	- 43.58 cft	
					<u>4501.75 cft</u>	
				Total =	127.40 m <sup>3</sup>	
		( 2433.20 +	1.01 % )	@ Rs.	2457.53 / m <sup>3</sup>	= Rs. 313088.00

**FIRST FLOOR**

				Total =	127.40 m <sup>3</sup>	
		( 2461.20 +	1.01 % )	@ Rs.	2485.81 / m <sup>3</sup>	= Rs. 310591.56

- 10 125 mm thick Brick work with 1st class brick in Cement Mortar (4:1) in Ground Floor.  
[Ref : Building Works, Item 33, Page 108]

**GROUND FLOOR**

	1 X	318.41 ft X	4.00 ft =	1273.64 Sft	
			Total =	118.32 m <sup>2</sup>	
		( 337.41 +	1.00 % )	@ Rs.	340.78 / m <sup>2</sup> = Rs. 40321.97

**FIRST FLOOR**

	1 X	318.41 ft X	4.00 ft =	1273.64 Sft	
			Total =	118.32 m <sup>2</sup>	
		( 341.41 +	1.00 % )	@ Rs.	344.82 / m <sup>2</sup> = Rs. 40799.99

- 11 Wood work in door & window frame fitted and fixed complete including a protective coat of painting at the contract surface of the frame = With Neem : Local

[Ref : Building Works, Item 1.b, Page 214]

**GROUND FLOOR**

W	51 X	18.00 ft X	0.33 ft X	0.25 ft =	75.74 cft	
D	16 X	17.50 ft X	0.33 ft X	0.25 ft =	23.10 cft	
D1	3 X	16.50 ft X	0.33 ft X	0.25 ft =	4.08 cft	
					<u>102.92 cft</u>	
				Total =	2.913 m <sup>3</sup>	
		( 28583.50 +	1.01 % )	@ Rs.	26247.45 / m <sup>3</sup>	= Rs. 76448.34

**FIRST FLOOR**

				Total =	2.913 m <sup>3</sup>	
		( 28583.50 +	1.01 % )	@ Rs.	26247.45 / m <sup>3</sup>	= Rs. 76448.34

- 12 Panel shutter of door and window as per design (each panel consisting of Single plank with out joint) including fitting and fixing the same in position but excluding the cost of hinges and other fittings. 35 mm thick with plain panel 19 mm thick wall double leaf (sishoo wood)

[Ref : Building Works, Item 93.ii.b, Page 262]

**GROUND FLOOR**

W	51 X	3.67 ft X	4.67 ft =	874.08 Sft	
D	16 X	3.17 ft X	6.75 ft =	342.36 Sft	
D1	3 X	2.17 ft X	6.75 ft =	43.94 Sft	
				<u>1260.39 Sft</u>	
			Total =	81.20 m <sup>2</sup>	
		( 1756.70 +	1.01 % )	@ Rs.	1774.27 / m <sup>2</sup> = Rs. 144074.73

**FIRST FLOOR**

				Total =	117.09 m <sup>2</sup>	
		( 1761.70 +	1.01 % )	@ Rs.	1779.32 / m <sup>2</sup> = Rs. 208340.04	

- 13 M.S. Clamp for fixing door and window frame made of flat bend bar, end bifurcated, fixed in cement concrete with stone chips (4:2:1) fitted and fixed complete as per direction (cost of cement concrete will be paid separately). 40 mm x 6mm, above 170 mm upto 250 mm.

[Ref : Building Works, Item 18.b, Page 224]

**G.F.+F.F**

Windows	51 X	6 Nos	X	2	=	612 Nos	
Doors	19 X	4 Nos	X	2	=	152 Nos	
					Total =	764 Nos	
		( 22.00 +	1.01 % )	@ Rs.	22.22 Each = Rs.	16976.08	

14 Iron but hinges of approved quality fitted & fixed with steel screws with ISI mark in position, complete. 100 mm X 75 mm X 3.15 mm.

[Ref : Building Works, Item 20.ix, Page 224]

G.F+F.F

Windows	W	51 X	6 Nos	X	2	=	612 Nos		
Doors	D	19 X	8 Nos	X	2	=	304 Nos		
							Total =	916 Nos	
							@ Rs.	51.51 Each= Rs	47183.16

15 Iron Socket Bolt of approved quality fitted & fixed complete.

G.F+F.F

a) 150 mm long X 10 mm dia bolt.

[Ref : Building Works, Item 25.c, Page 230]

W	51 X	4 Nos	X	2	=	408 Nos			
							@ Rs.	41.41 Each= Rs	16899.28

b) 300 mm long X 10 mm dia bolt.

[Ref : Building Works, Item 25.e, Page 230]

D	19 X	1 Nos	X	2	=	38 Nos			
							@ Rs.	76.76 Each= Rs	2916.88

16 Aluminium Hasp Bolt of approved quality fitted & fixed complete (Oxidised) with 16 mm dia rod with centre bolt and round fitting. 300 mm long.

[Ref : Building Works, Item 27.c, Page 230]

G.F+F.F

For Door	19 X	1 Nos	X	2	=	38 Nos			
							@ Rs.	208.06 Each= Rs	416.12

17 Anodised Aluminium D-Type handle of approved quality manufactured from extruded section conforming to IS Specification (IS 230 / 72) fitted and fixed complete.

a) 150 mm grip X 10 mm dia rod.

[Ref : Building Works, Item 73.vi, Page 248]

G.F+F.F

Windows	51 X	2 Nos	=	102	Nos				
Doors	19 X	2 Nos	=	38	Nos				
					Total =	140 Nos			
							@ Rs.	41.41 Each= Rs	5797.40

18 Hinged cleat of approved quality fitted and fixed complete.

a) 50 mm dia.

G.F+F.F

[Ref : Building Works, Item 46.a, Page 236]

Windows	51 X	2 Nos	=	102	Nos				
Doors	19 X	2 Nos	=	38	Nos				
					Total =	140 Nos			
							@ Rs.	14.14 Each= Rs	1979.60

19 M.S. or W.I. ornamental grill of approved design joints continuously welded with M.S., W.I. flats and bars for windows, railing etc fitted & fixed with necessary screws and lugs in G.F. Grill weighing 10 to 16 kg./ Sqm.

[Ref : Building Works, Item 10.a.i, Page 190]

GROUND FLOOR

W	51 X	1 X	3.50 ft X	4.50 ft	=	803.25 Sft			
					Total =	74.62 m <sup>2</sup>			
					@ 16.00 Kg / m <sup>2</sup>	=	12852.00 kg		
							@ Rs.	62.22 Each= Rs	799600.03

FIRST FLOOR

W	51 X	1 X	3.50 ft X	4.50 ft	=	803.25 Sft			
					Total =	74.62 m <sup>2</sup>			
					@ 16.00 Kg / m <sup>2</sup>	=	12852.00 kg		
							@ Rs.	62.83 Each= Rs	807518.15

20 Collapsible gate with 40 mm X 40 mm X 6 mm tee as top and bottom guide rail 20 mm X 10 mm X 2 mm vertical channels 100 mm apart in fully stretched position 20 mm X 5 mm MS flats as collapsible bracings properly riveted and washered including 38 mm steel rollers including locking arrangements, fitted and fixed in position with lugs set in cement concrete and including cutting necessary holes, chasing etc in walls, floor etc and making good damages complete.

[Ref : Building Works, Item 15, Page 194]

G.F+F.F

2 X	7.50 ft X	7.00 ft	=	105.00 Sft				
			Total =	9.75 m <sup>2</sup>				
					@ Rs.	2555.10	Each= Rs	24923.70

21 Plaster ( to wall, floor , ceiling etc. ) with sand cement mortar including Rounding off or chamfering corners as directed and racking out joints or roughening of concrete surface, including threading nosing and drip Course where necessary.

**GROUND FLOOR**

a) 10 mm thick plaster in sand cement mortar (1:4)  
[Ref : Building Works, Item 1.i.c, Page 342]

1 X	20.00 ft X	34.00 ft	=	680.00	Sft
1 X	20.00 ft X	85.00 ft	=	1700.00	Sft
1 X	20.00 ft X	12.00 ft	=	240.00	Sft
1 X	20.00 ft X	15.00 ft	=	300.00	Sft
1 X	16.00 ft X	20.00 ft	=	320.00	Sft
1 X	16.00 ft X	20.00 ft	=	320.00	Sft
1 X	21.00 ft X	20.00 ft	=	420.00	Sft
1 X	24.00 ft X	20.00 ft	=	480.00	Sft
1 X	13.42 ft X	20.00 ft	=	268.40	Sft
1 X	21.00 ft X	20.00 ft	=	420.00	Sft
1 X	13.00 ft X	20.00 ft	=	260.00	Sft
1 X	8.00 ft X	20.00 ft	=	160.00	Sft
1 X	16.42 ft X	8.00 ft	=	131.36	Sft
1 X	4.67 ft X	8.00 ft	=	37.36	Sft
1 X	4.67 ft X	12.58 ft	=	58.75	Sft
1 X	4.67 ft X	7.00 ft	=	32.69	Sft
1 X	8.33 ft X	5.00 ft	=	41.65	Sft
1 X	136.92 ft X	5.00 ft	=	684.60	Sft
1 X	164.08 ft X	5.00 ft	=	820.42	Sft
			=	<u>7375.23</u>	Sft

Total = 685.16 m<sup>2</sup>  
@ Rs. 80.45 / m<sup>2</sup> = Rs. 55118.63

**FIRST FLOOR**

( 79.65 + 1.00 % )

Total = 685.16 m<sup>2</sup>  
@ Rs. 81.46 / m<sup>2</sup> = Rs. 55810.64

**GROUND FLOOR**

b) 15 mm thick plaster in sand cement mortar (1:6) to out side wall  
[Ref : Building Works, Item 1.i.c, Page 342]

m/w	1 X	672.00 ft X	11.00 ft	=	7392.00	Sft
	1 X	11.67 ft X	11.00 ft	=	128.37	Sft
G.L to P.I	1 X	672.00 ft X	2.00 ft	=	1344.00	Sft
"	1 X	11.67 ft X	2.00 ft	=	23.34	Sft
ver	2 X	284.33 ft X	3.50 ft	=	1990.31	Sft
				=	<u>10878.02</u>	Sft

Deductions for

1/3 X	4.00 ft X	5.00 ft X	40	=	- 266.67	Sft
1/3 X	3.50 ft X	7.00 ft X	19	=	- 155.17	Sft
1/3 X	4.00 ft X	6.00 ft X	1	=	- 8.00	Sft
				=	<u>10448.19</u>	Sft

Total = 970.64 m<sup>2</sup>  
@ Rs. 61.36 / m<sup>2</sup> = Rs. 59556.00

**FIRST FLOOR**

( 60.75 + 1.00 % )

Total = 883.54 m<sup>2</sup>  
@ Rs. 62.87 / m<sup>2</sup> = Rs. 55550.00

c) 20 mm thick plaster in cement sand mortar (1:8) to inside walls  
[Ref : Building Works, Item 1.i.b, Page 342]

**GROUND FLOOR**

2 X	1 X	54.00 ft X	10.58 ft	=	1142.64	Sft
2 X	1 X	105.00 ft X	10.58 ft	=	2221.80	Sft
2 X	1 X	32.00 ft X	10.58 ft	=	677.12	Sft
2 X	1 X	35.00 ft X	10.58 ft	=	740.60	Sft
2 X	1 X	36.00 ft X	10.58 ft	=	761.76	Sft
2 X	1 X	36.00 ft X	10.58 ft	=	761.76	Sft
2 X	1 X	41.00 ft X	10.58 ft	=	867.56	Sft
2 X	1 X	44.00 ft X	10.58 ft	=	931.04	Sft
2 X	1 X	33.42 ft X	10.58 ft	=	707.17	Sft
2 X	1 X	41.00 ft X	10.58 ft	=	867.56	Sft

b) On steel or other metalled surface with Super Gloss (Hi-gloss), Two coats (with any shade except

[Ref: Building Works, Item 8.A.b.iv, Page 366]

GROUND FLOOR

Qty vide item no- 26 (b)

( 38.00 + 1.01 % cess) @ Rs. 251.76 / m<sup>2</sup> = Rs. 9663.51

FIRST FLOOR

Qty vide item no- 26 (b)

( 38.00 + 1.01 % cess) @ Rs. 251.76 / m<sup>2</sup> = Rs. 9663.51

TOTAL = 7135949.39


Add 3% for contingency 214078.48

7350027.87



Say = Rs 7350028.00

(RUPEES SEVENTY THREE LAKH FIFTY THOUSAND TWENTY EIGHT ONLY)

Signature By:-

  
Pradhan 23/12/07  
Rathbari Gram Panchayat  
Kaliachak-II Panchayat Samity  
P.O.- J. Rathbari, Dist. Malda.

Estimated By:-

  
Diploma-in-Civil Engineering  
Planner & Estimator  
MALDA.  
  
25/12/07  
Job-Assistant,  
Rathbari Gram Panchayat  
Kaliachak-II Panchayat Samity  
P.O. J. Rathbari, Dist. Malda.

Mr. Motiur Rahman.

Secretary  
Kamalpur Minorities' Educational  
Development & Welfare Society  
VII- Kamalpur P.O. Meherapur Dist. Malda (W.B.)